



# UNIVERSIDAD AUTÓNOMA DEL ESTADO DE HIDALGO

## PREPARATORIA NO.1

Academia: Inglés

Tema: Talking about past events and actions.

Profesor(a): M.T.E. Blanca Estela Ortiz Salvador

Periodo: Junio-Diciembre 2011



Tema: Talking about past events and actions

## Abstract

Nowadays there are excellent materials that can help teachers to teach or improve their classes, and also support their work. A good educational climate promotes the creation of new learning environments that directly benefit both the actors of the process of teaching and learning as well as the stage where they performed it.

For the presentation of this unit are taken into account different stages in the class such as: modeling, presentation of grammar inductively, practice and production.

# Desarrollo del Tema

## **Modelo, presentación del la gramática de forma inductiva.**

Es esta fase de la clase el maestro centra el tema en un contexto real, el tema de clase es “*My last weekend*”, servirá como modelo para los alumnos en las actividades posteriores. El docente realiza una lluvia de ideas para identificar los conocimientos de los alumnos acerca del tema. Se muestra la narración acompañada de imágenes para su mejor comprensión. Las palabras clave (verbos en pasado) son presentadas en diferente color para ayudar al alumno a identificar el contexto.

## **Etapas de practica.**

En la etapa de práctica el docente proporcionará al alumno una actividad relacionada con el mismo tema. El alumno deberá poner en orden párrafos de una historia en base a imágenes.

El docente retroalimentará al alumno mediante la revisión de la actividad. Para continuar con el tema, el docente proporciona dos actividades más que proporcionarán al alumno la practica en relación al tópico tratado.

## **Etapas de producción.**

En esta etapa, el alumno generará un producto final. Tiene que describir las actividades que realizó en su fin de semana pasado y enviarla por correo electrónico al docente. Esta actividad servirá como producto final para realizar la evaluación.



# My last weekend

**MODEL**



Preparatoria no.1

*Last weekend, I **went** camping with my friends. We **were** very happy and we **put up** a tent near a tree.*



It **was** cold and windy so we **decided** to make a fire.  
Two of my friends **decided** to go for a walk.



After a period of time, we **decided** to eat something... mmm... some delicious pastes and soda!



When we **finished**, we **told** ghost stories and I **took** a torch because I **was** so scared.



When it **started** getting dark, we **went** to sleep in our sleeping bag.



Next day, we **looked** for a river, so **took** our backpacks and a map.

When we **arrived**, we **swam** all day long.

It **was** a very amazing experience, I will never forget it!



# PRACTICE

Look at the pictures and put the paragraphs of the story in order. Write 1 to 5.

**A** It was hot and sunny so they all swam in the lake. Then, John and his dad caught some fish and Sally made a fire and cooked them. They were delicious!

**B** Luckily, Sally had a good idea. She made another fire. Sally and John's parents saw the smoke from the fire and found them. Sally and John were tired but they were OK.

**C** Last weekend John and Sally went camping with their parents in a forest. They put up their tent near a small lake.

**D** After lunch, John and Sally went for a walk in the forest. They took a torch but they didn't take a map.

**E** They walked for hours. When it started getting dark, they stopped. They wanted to go back to their parents but they were lost.





Read again and tick True or False.

	True	False
1. Sally went camping with her friends		
2. John and his dad cooked some fish		
3. John and Sally went for a walk in the forest		
4. Sally and John's parents saw the smoke from the fire and found them.		
5. Sally and John were lost		



# Look at the pictures and use the prompts to write a story.

B. Look at the pictures and use the prompts to write a story.




- ▶ Last weekend / Emma / go / camping / parents
- ▶ The weather / be / hot and sunny




- ▶ On Saturday morning / Emma / get up / early
- ▶ She / swim / in the sea / and / play / on the beach



- ▶ In the afternoon / she / go for a walk / with / mother



- ▶ On Sunday / Emma / go / rock climbing / with / dad
- ▶ She / be / scared / but / she / have / good time



- ▶ On Sunday evening / they / leave
- ▶ It / be / really nice trip



# Knowledge

## Simple Past Tense

- It's used to talk about past events

Examples:

I **went** camping last weekend.

We **decided** to go for a walk.



## Verbs

### *Regular*

play-play**ed**

Decide-decided**d**

live-lived**d**

start-start**ed**

### *Irregular*

write-wrote

run-ran

say-said

have-had

## Time expressions

- Last week/month/year/Monday, night...
- Yesterday
- One/two days....ago
- On my birthday
- The day before yesterday



# Rúbrica para la evaluación de la actividad de redacción (Evidencia de aprendizaje)

## Production

### My last vacation

Teacher Name: \_\_\_\_\_

Student Name: \_\_\_\_\_

Student's final score: 16/\_\_\_\_\_

CATEGORY	4 Excellent	3 Good	2 In progress	1 Need improvement
<b>Organization</b>	The story is very well organized. One idea or scene follows another in a logical sequence with clear transitions.	The story is pretty well organized. One idea or scene may seem out of place. Clear transitions are used.	The story is a little hard to follow. The transitions are sometimes not clear.	Ideas and scenes seem to be randomly arranged.
<b>Spelling and Punctuation</b>	There are no spelling or punctuation errors in the final draft. Character and place names that the author invented are spelled consistently throughout.	There is one spelling or punctuation error in the final draft.	There are 2-3 spelling and punctuation errors in the final draft.	The final draft has more than 3 spelling and punctuation errors.
<b>Creativity</b>	The story contains many creative details and/or descriptions that contribute to the reader's enjoyment. The author has really used his imagination.	The story contains a few creative details and/or descriptions that contribute to the reader's enjoyment. The author has used his imagination.	The story contains a few creative details and/or descriptions, but they distract from the story. The author has tried to use his imagination.	There is little evidence of creativity in the story. The author does not seem to have used much imagination.
<b>Writing Process</b>	Student devotes a lot of time and effort to the writing process (prewriting, drafting, reviewing, and editing). Works hard to make the story wonderful.	Student devotes sufficient time and effort to the writing process (prewriting, drafting, reviewing, and editing). Works and gets the job done.	Student devotes some time and effort to the writing process but was not very thorough. Does enough to get by.	Student devotes little time and effort to the writing process. Doesn't seem to care.

# Extra practice

## 2 Read

A. Look at the pictures and put the paragraphs of the story in order. Write 1-5. Then, listen and check your answers.



1



2



3




4



5

- A** It was hot and sunny so they all swam in the lake. Then, John and his dad caught some fish and Sally made a fire and cooked them. They were delicious!
- B** Luckily, Sally had a good idea. She made another fire. Sally and John's parents saw the smoke from the fire and found them. Sally and John were tired but they were OK.
- C** Last weekend John and Sally went camping with their parents in a forest. They put up their tent near a small lake.
- D** After lunch, John and Sally went for a walk in the forest. They took a torch but they didn't take a map.
- E** They walked for hours. When it started getting dark, they stopped. They wanted to go back to their parents but they were lost.

B. Look at the pictures and use the prompts to write a story.



- ▶ Last weekend / Emma / go / camping / parents
- ▶ The weather / be / hot and sunny



- ▶ On Saturday morning / Emma / get up / early
- ▶ She / swim / in the sea / and / play / on the beach



- ▶ In the afternoon / she / go for a walk / with / mother



- ▶ On Sunday / Emma / go / rock climbing / with / dad
- ▶ She / be / scared / but / she / have / good time



- ▶ On Sunday evening / they / leave
- ▶ It / be / really nice trip