



UNIVERSIDAD AUTÓNOMA DEL ESTADO DE HIDALGO

**Instituto de Ciencias Económico
Administrativas**





- Área Académica: Coordinación de Inglés
- Tema: Verb to be simple present
- Profesor(a):
 - **LELI Perla Ivette Arroyo Ordoñez**
- Periodo: Enero Junio 2018



Objetivo general de la asignatura

- El alumno será capaz de comprender las ideas principales de un discurso oral o escrito acerca de asuntos cotidianos siempre y cuando estos sean expresados de manera simple y clara, para poder intercambiar información personal de índole social, académica y profesional como describir y comparar opciones.



Objetivo de la unidad de trabajo

- Entender y proporcionar información personal simple de manera escrita y verbal con el fin de poder plantear y contestar preguntas fácticas de sí mismo y de otras personas en contextos donde se requiera información personal.




Tema: Verb to be simple present: People and Places

• Look at the photos. Underline the Jobs.


Mattias Klum in Malaysia



Mattias Klum
filmmaker




Carolyn Anderson
writer



Robert Ballard
explorer



Mireya Mayor
scientist



Alex Treadway
photographer

1. Look at the photos again. Write the Jobs.

1 Hi, I'm Carolyn. I'm a _____.

2 Hello, I'm Alex. I'm a _____.

3 Hi. I'm Mireya. I'm a _____.

4 Hi. I'm Mattias. I'm a _____.

5 Hello. I'm Robert. I'm an _____.

2. Complete the sentence with your ideal job.

I'm _____.

3. Talk to four people in your class.



Hi. I'm Katya. I'm a student.

1. Look at the photos again. Write the Jobs.
CHECK YOUR ANSWERS

1 Hi, I'm Carolyn. I'm a writer.

2 Hello, I'm Alex. I'm a photographer.

3 Hi. I'm Mireya. I'm a scientist.

4 Hi. I'm Mattias. I'm a filmmaker.

5 Hello. I'm Robert. I'm an explorer.

2. Complete the sentence with your ideal job.

I'm _____.

3. Talk to four people in your class.

Hi. I'm Katya. I'm a student.




Read the article. Underline the structure verb to be forms.



1


**PEOPLE AND PLACES
BY ALEX TREADWAY**

Alex Treadway is a British photographer with National Geographic.

A photograph of a man, identified as Manu, wearing a red jacket and a dark hat. He is holding a large, curved knife. The background is a blurred outdoor setting.

This is Manu. He's from Jagat. Jagat is in Nepal. Manu is Nepalese.
Photo by Alex Treadway

2

A photograph of a woman, identified as Dechen, wearing a purple jacket and a red headscarf. She is carrying a large, round basket on her back. The background is a blurred outdoor setting.

This is Dechen. She's from Ladakh. Ladakh is in India. Dechen is Indian.
Photo by Alex Treadway



Read the article. Complete the table.



	Photo 1	Photo 2
Name	Manu	<input checked="" type="checkbox"/> _____
Country	<input checked="" type="checkbox"/> _____	<input checked="" type="checkbox"/> _____
Nationality	<input checked="" type="checkbox"/> _____	Indian



Read the article. Complete the table.
CHECK YOUR ANSWERS:



	Photo 1	Photo 2
Name	Manu	<input checked="" type="checkbox"/> <u>Dechen</u>
Country	<input checked="" type="checkbox"/> <u>Nepal</u>	<input checked="" type="checkbox"/> <u>India</u>
Nationality	<input checked="" type="checkbox"/> <u>Nepalese</u>	Indian



Use of the simple present of to be

- The principal use of the simple present is to refer to an action or event that takes place habitually, but with the verb “to be” the simple present tense also refers to a present or general state, whether temporary, permanent or habitual.
- I **am** happy.
- She **is** helpful.
- The verb to be in the simple present can be also used to refer to something that is true at the present moment.
- She **is** 20 years old.
- He **is** a student.



Simple present of to be

The forms of the verb "to be"

When?	Who?	Form	Example
Base form		be	It can <u>be</u> simple.
Simple Present	I	am	I <u>am</u> here.
	You	are	You <u>are</u> here.
	He/She/It	is	She <u>is</u> here.
	We	are	We <u>are</u> here.
	They	are	They <u>are</u> here.

The verb *be* has the following forms:

Present simple:	Affirmative	I am You are He/She/It is	We are You are They are
	Question form:	Am I? Are you? Is he/she it?	Are we? Are you? Are they?
	Negative:	I am not/ I'm not You are not/ aren't He/She/It is not/ isn't	We are not/aren't You are not/aren't They are not/aren't



VERB TO BE

CONNECT SHORT AND LONG FORMS :

- | | |
|-------------|---------|
| 1. I am | They're |
| 2. You are | It's |
| 3. He is | We're |
| 4. She is | I'm |
| 5. It is | You're |
| 6. We are | She's |
| 7. They are | He's |

CONNECT POSITIVE AND NEGATIVE FORMS :

- | | |
|-------------|-------------|
| 1. I am | We aren't |
| 2. You are | He isn't |
| 3. He is | I'm not |
| 4. She is | They aren't |
| 5. It is | You aren't |
| 6. We are | It isn't |
| 7. They are | She isn't |

Check your answers:

VERB TO BE

CONNECT SHORT AND LONG FORMS :

- | | |
|-------------|---------|
| 1. I am | They're |
| 2. You are | It's |
| 3. He is | We're |
| 4. She is | I'm |
| 5. It is | You're |
| 6. We are | She's |
| 7. They are | He's |

CONNECT POSITIVE AND NEGATIVE FORMS :

- | | |
|-------------|-------------|
| 1. I am | We aren't |
| 2. You are | He isn't |
| 3. He is | I'm not |
| 4. She is | They aren't |
| 5. It is | You aren't |
| 6. We are | It isn't |
| 7. They are | She isn't |

Read the text and fill in the blanks with “am, is, are”

PETER AND CARL



Hello! My name _____ Carl. I _____ from Australia. I _____ 13 years old and I _____ a student at a secondary school. My father _____ a teacher and my mother _____ a nurse. My father _____ 45 years old and my mother _____ 42. We live in the city center. Our house _____ a small flat but it _____ new and modern. My grandparents live with us. They _____ retired.

This boy _____ Peter. He _____ my best friend. He _____ a student at highschool. He _____ 15 years old.

His parents _____ lawyers. Their office _____ on Curry Street. They live in the city center. Their house _____ very big and it has got a big garden. We _____ always together after school.

Read the text and fill in the blanks with “am, is, are”

ANSWER KEY

PETER AND CARL



Hello! My name is Carl. I am from Australia. I am 13 years old and I am a student at a secondary school. My father is a teacher and my mother is a nurse. My father is 45 years old and my mother is 42. We live in the city center. Our house is a small flat but it is new and modern. My grandparents live with us. They are retired.

This boy is Peter. He is my best friend. He is a student at highschool. He is 15 years old.

His parents are lawyers. Their office is on Curry Street. They live in the city center. Their house is very big and it has got a big garden. We are always together after school.

**Work in groups. Play a memory game.
Introduce yourself. Then give information
about other people.**

**I'm Katya.
I'm a student.**

**You're Katya. You're a student.
I'm Paola. I'm a doctor.**

**You're Katya. You're a student.
You're Paola. You're a doctor.
I'm Jason. I'm a scientist.**





- Write an e-mail or Facebook post with three or four sentences about yourself.

- Hi!

- Bye!



Referencias Bibliográficas

- Dummett P. et all. (2015). Life. National Geographic Learning, a part of Cengage Learning.
- Davies, P. et all. (2014). **Make It Real!** Professional Teacher's book A1.
- Really Learn English! For teacher and students.
- <http://www.really-learn-english.com/the-verb-to-be-forms-examples-grammar-exercises.html>
- English Worksheets for Teachers and Learners.
<https://www.englishworksheets.com/to-be-1.html>

