

**UNIVERSIDAD AUTÓNOMA DEL
ESTADO DE HIDALGO
ESCUELA PREPARATORIA NÚMERO CINCO**



Asignatura : Inglés 6.2

Tema: Connectors / My daily routine

Nombre: Lic. Yuriria Domínguez Rodríguez

Enero – Junio 2021

Tema: Connectors / My Daily Routine

Resumen

En este tema los alumnos aprenderán a expresar de manera oral y escrita las acciones que realizan diariamente usando conectores para dar un orden a sus actividades.

**Palabras Claves: first, then, next, after that, before, later, finally ,
but, and**



Tema: Connectors / My Daily Routine

Abstract

In this topic, students will learn to express orally and in writing the actions they perform daily using connectors to give order to their activities.

Keywords: first, then, next, after that, before, later, finally , but, and



Objetivo general: Express orally and in writing the actions they perform daily using connectors



Nombre de la unidad: Unidad 1

Unidad I:

Objetivo de la unidad: Expresar oralmente y por escrito las acciones que realizan diariamente utilizando conectores para ordenar sus actividades.



Tema: Connectors / My Daily Routine

1.1. Connectors

Introducción: A través de esta lección organizará y expresará sus ideas de forma adecuada, utilizando correctamente los diferentes tipos de conectores para hablar de tus rutinas diarias de forma lógica y ordenada.



Desarrollo del Tema:

My daily routine.

Do you have problems expressing your ideas in order? So many things to say but...



Or... do you get confused with “before” and “after” because after sound very similar to “antes”?



Connectors

The connectors have different meaning and using them correctly will help you express your ideas more clearly.

- To add another idea (and)


- To show a difference (but)

- To Show a Time Relationship (first, then, next, after that, before, later, finally)





First / Finally



- We use them to establish the beginning of our story and **Finally** to show the end after other events.
- Example
- *First* , I decided to cook something special, then I looked for the recipe in YouTube, after that I went to the supermarket for the ingredients and *finally* I started to cook.



And

- We use it to put together two or more similar ideas or items in a list, usually before the last item in the list.

Example

- The main characters of Shrek the movie are Shrek *and* Fiona.
- I did everything my mom asked me to do. I washed the dishes, set the table *and* shower the dog.



But

- Expresses a **contrasting or opposite** idea.
- Example
- I was very hungry **but** I didn't have time to eat.



After that

- It is a connector that helps us link two ideas.
- When we use it **in the middle of both ideas**, it means the second ideas happened immediately after the first.

Example

- I went to the cinema, **after that** I visited a friend at her house.
- When we use it **at the end of both ideas** it is to make reference to the first one without repeating it.

Example

- I went to the cinema and I visited a friend **after that**.



Then

- Show that whatever it is said follows logically from something we said before.

Example

- First I decided to cook something special, *then* I looked for the recipe in YouTube.



Next

- We use it when we want to talk about an action that happened after another in a chronological order.
- Usually used while giving instructions.

Example

- First I decided to cook something special. **Next**, I looked for the recipe in YouTube.



Later

- We use it to talk about an event that will occur in the future or after another previous event.

After using *later* we need to be specific about when something will happen.

Example

- I saw my friend in the morning and; *later*, that day we spoke on the phone.




Before


- We use this connector to talk about an action that happened previously to another one.

Example

- I went to the cinema **before** I visited a friend.



Tell me about your daily routine...



Share them !



Bibliografía del tema:

- Programa Educativo de Bachillerato General (2019). Inglés A2.1. Dirección Académica DEMS.
- Paul Davies. (2019). Go High! A2 Consolidation. México: UAEH.
- Grammarly Inc. (2018). Free Grammar Checker. 22 de diciembre de 2018, de Grammarly Inc. Sitio web:
<https://www.grammarly.com/grammar-check>

