



**UAEH**®

**BACHILLERATO DE LA ESCUELA SUPERIOR DE  
CIUDAD SAHAGÚN**

**ÁREA ACADÉMICA: INGLÉS A2 CONSOLIDACIÓN**

**TEMA: BOTTLE GAME ABOUT PAST TENSES**

**PROFESOR: MTE. HEIDI ZAMORA NAVA**

**PERIODO: ENERO – JUNIO, 2022**

# **ABSTRACT:**

**Talking about past tense help us to describe situations, events and facts about someone else or something really relevant in our life. It is imporant to identify what past tense students must use to express and describe each kind of situation according to the communicative situation is having.**

***Key words: event, context, situation, past tense, verbs.***

# **OBJECTIVE**

**At the end of this class, students will be able to distinguish and practice the different past tenses in English to express different kind of messages, such as, bibliographies, experiences, old habits, etc.**

# COMPETENCE

## # 4. Student expresses him/herself and communicates.








“He/she listens, interprets and communicates relevant messages to different contexts by using appropriate means, codes and/or tools”

### **Attribute:**

#4. He/she communicates in a second language in every day situations.



# REMINDER

PAST TENSE	USE	TIMELINE	KEY WORDS
1.- Past simple	<p>To express an action in past</p> <p>To describe a past action or habit</p>	 <p>I <u>had</u> a party.</p>  <p>I <u>went</u> to the gym twice last week.</p>	<p>In...</p> <p>yesterday,</p> <p>Before yesterday,</p> <p>Last .....</p> <p>..... ago</p>
2.- Past continuous	<p>To express an on-going action past action</p> <p>To talk about an interrupted on-going past action</p> <p>To describe parallel actions</p>	 <p>I <u>was watching</u> TV</p>  <p>I <u>was watching</u> TV when you called.</p>  <p>I was watching TV while you were cooking.</p>	<p>Yesterday at....</p> <p>am/pm</p> <p>Yesterday morning/afternoon/evening</p> <p>When</p> <p>While</p>
3.- Past perfect	<p>To express a complete action before another action happened</p> <p>To describe duration of a completed action.</p>	 <p>I <u>had eaten</u> lunch before he arrived.</p>  <p>I had waited for 3 hrs before you arrived.</p>	<p>By the time....</p> <p>Before</p> <p>After</p> <p>For</p> <p>Since</p> <p>Just</p> <p>already</p>

# **NOW, LET'S PRACTICE WITH THE FOLLOWING "BOTTLE GAME"**

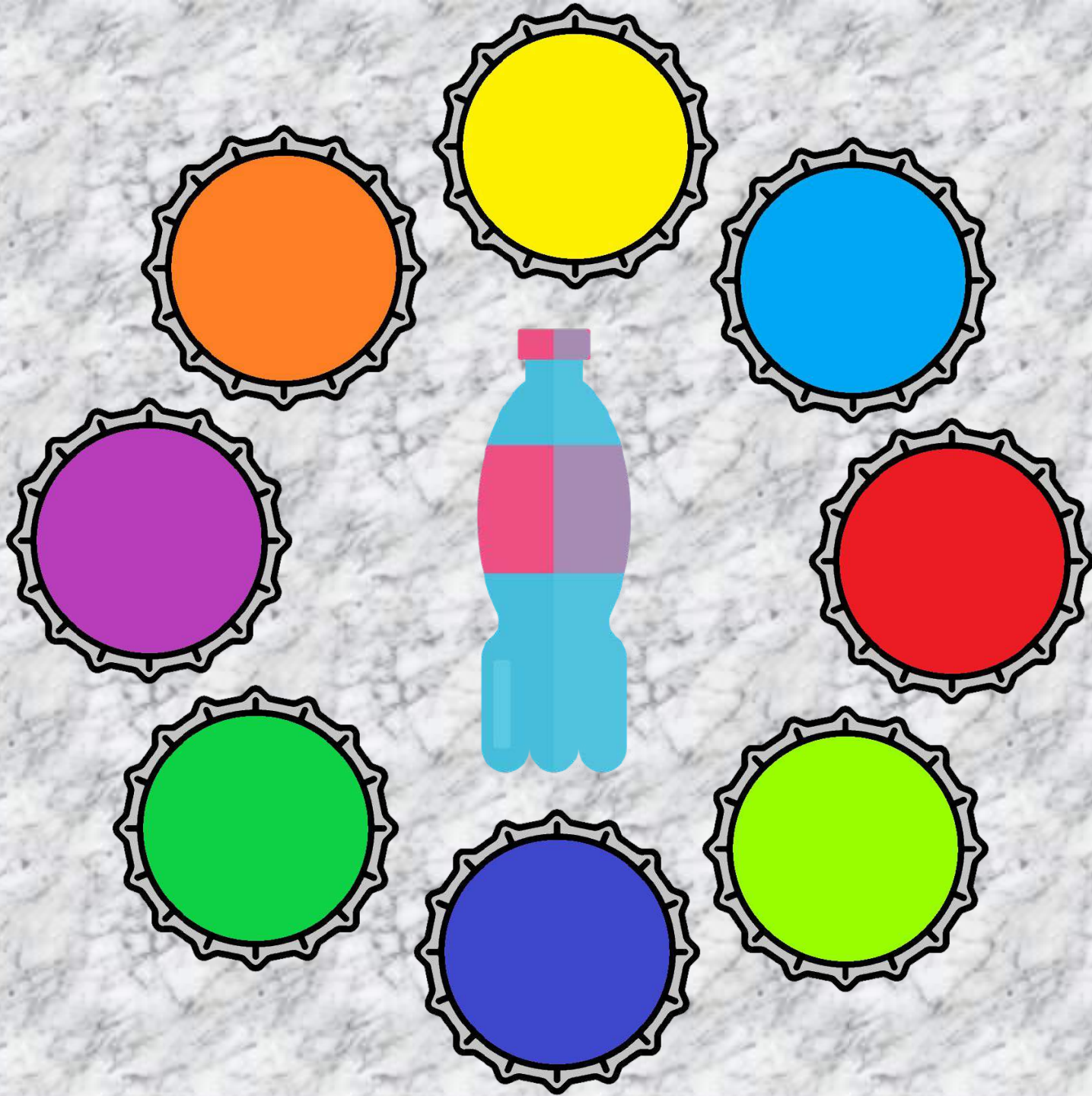
## **Directions:**

- 1.- Divide the group in small teams (no more than 4)
- 2.- Ask them to choose a leader in each team.
- 3.- Spin the bottle and stop it. The bottle will point out a color bottle cap.
- 4.- Give click in the bottle cap and you will discover the topic each team has to talk about. (Remember, they must distinguish which past tense they need to use)

# **NOW, LET'S PRACTICE WITH THE FOLLOWING "BOTTLE GAME"**

## **Directions:**

- 5.- Each team will have one minute to prepare your topic and 2 minutes to talk about it. Each integrant must participate.
- 6.- If the topic is well developed, the team will get 5 points.
- 7.- The first team which get 30 points will be the winner.



**SPIN /  
STOP**



***Tell us about  
what you  
did last  
week at  
home.***



***Tell us about  
a trip you  
had done  
last  
vacations***



***Tell us  
about  
your last  
birthday***





***Tell us about  
your past  
habits when  
you were a  
child***







*Tell us about a  
scary  
experience  
you've ever  
had at school*



***Tell us an  
embarrassing  
experience you  
have had with  
your boy /  
girlfriend***



***Tell us what you  
were doing  
yesterday at 8  
pm.***







***Tell us about  
old plans you  
wanted to do in  
the last years.***





# CONCLUSIONS

**The use of games inside the English class promote students participation in both modalities: by their own or in group, they learn how to work in team and clear up their doubts through sharing their knowledge so that each teacher must foster this strategy to create a good environment in their classes.**

## Bibliografía básica:

Davies, P. (2015). ***Make It Real! Junior A2 Consolidation. Teachers book.*** México: Imprenta Universidad Autónoma del Estado de Hidalgo (UAEH)

Defévere, I. (2018). ***Cambridge A2 – KEY/KET Vocabulary List.*** España: Editorial CreateSpace Independent Publishing Platform